

# How to Pre-Register for College Night

## **Steps to complete.**

1. Go to “ [www.gotocollegefairs.com](http://www.gotocollegefairs.com) ”.
2. Click on “Students Register Now”.
3. Click on the state of “Texas”.
4. Click the 2<sup>nd</sup> option “TACRA 9/19/2016 – 9/23/2016”.
5. Click “Register Now”.
6. Fill in ALL Require Information that has an (\*)...
  - a. *User Name*
  - b. *Password (must be at least 8 characters)*
  - c. *Re-enter Password*
  - d. *First Name – Last Name*
  - e. *Street Address*
  - f. *City; State; Zip*
  - g. *Phone*
  - h. *Email*
  - i. *Gender*
  - j. *Birth Date*
  - k. *Are you transferring from another College/University?*
  - l. *High School Name*
    - i. *Click in “Find Your School”.*
    - ii. **Be sure to spell out your High School’s full name, city and state.**
  - m. *High School City*
  - n. *H.S. Graduation Year*
  - o. *When do you plan to begin college?*
  - p. *Academic Interest/Intended Major(s)*
7. The remaining fields are optional to complete.
8. Must click the box to accept the Terms and Conditions.
9. Once complete, click “Submit”.
10. **You will receive a “Student Barcode Pass” page; you will NEED to PRINT this page. Bring this page with you to College Night for participating Colleges/Universities to scan for convenience.**
11. If you need to edit your profile or re-print page, you can do so by logging into your profile at [www.gotocollegefairs.com](http://www.gotocollegefairs.com)
12. You will also receive an email of this information with your user ID.

**College Night**  
**September 19, 2016**  
**6:00 pm – 8:00 pm**

# How to Pre-Register for College Night

Screen shots of Registration Screens (The required fields are marked with a red star.)

**STUDENT REGISTRATION**  
Go To College Fairs  
Universal Student Registration  
Multiple Events in Various Venues

Welcome to the gotocollegefairs.com registration site. Completing this registration will greatly enhance your experience at college fairs and recruiting events. This system will remember you, so please create a username and password for your future reference. You may make changes to your profile at any time using this username and password.

*\* Denotes Required Information*

**★ User Name\***  Enter a user name to log in with

**★ Password\***  Enter a password to log in with

**★ ReEnter Password\***

**★ First Name\* Last Name\***

**★ Street Address 1\***

Street Address 2

**★ City\*, State\*, Zip\***

**★ Phone\***   \* For international phone number use check box

**★ Email\***

**★ Gender\***

**★ Birth Date\*** MM/DD/YYYY  \* MM/DD/YYYY

**★ Are you transferring from another College/University?\***

**★ High School Name\***

# How to Pre-Register for College Night

Screen shots of Registration Screens (The required fields are marked with a red star.)

Fort Worth ISD: Home Pa: X

/register.gotocollegefairs.com/Registration/Registration

Signed Progression ... ★ ApplyTexas Cleanup Reports - R... Excel drop-down list... Counselors - Report... Sign in to Office 365

High School City\*

H.S. Graduation Year\*

When do you plan to begin college?\*

Academic Interest/Intended Major(s)\*  \* Begin typing your academic interest and then select an option from the list

You must choose at least 1 Academic Interest  \* Begin typing your academic interest and then select an option from the list

\* If you cannot find your academic interest above you may type it here

Cell Phone

Can we text you?

If you would like to provide your Facebook or other social media page, please drop the link in this box

Can we message you on this page?

Ethnicity

- American Indian or Alaska Native
- Asian, Asian American, or Pacific Islander
- Black or African American
- Mexican or Mexican American
- Native Hawaiian
- Puerto Rican
- Other Hispanic, Latino, or Latin American
- White
- Other
- I do not wish to respond

Hold down the Ctrl key to select more than one Ethnicity

Citizenship

Would you like to indicate a religious preference?

SAT/ACT scores  \* Leave blank if not taken

GPA:  \* Leave blank if not applicable

Taskbar: Chrome, Outlook, Excel, Word

## How to Pre-Register for College Night

Screen shots of Registration Screens (The required fields are marked with a red star.)

Extracurricular Activities

Varsity Sport

What is your class rank?

What kind of college/university would you like to attend

I would like to attend a college/university in the following setting

I would like to attend a

I would like to attend college

How far from home would you like your college/university to be?

Rate the below questions (1 being the most important, 4 being the least important) in your college selection process.

Setting

Size


In/Out of State


Distance

Did either of your parents earn a 2 or 4 year degree?

If so, where? (you may list more than one college/university)

How did you hear about the fair?

 Check this box in order to accept our [terms and conditions](#) in order to submit this information.




[Click "Return" to go to the Registration Page Click "Add Parent" to "Add Parent" to form](#)

# How to Pre-Register for College Night

Screen shot of the completion screen after clicking on the "Submit" button.



Screen shot of the Reprint Barcode / Edit profile option which is given at the top of the Registration screen.



## How to Pre-Register for College Night

**Screen shot of the email that is sent after clicking on the "Submit" button.**

Dear Nita Perry,

Should you wish to edit your registration and/or reprint your barcode/admittance pass, you may do so by going to the following link:

<http://register.gotocollegefairs.com/Account/LogOn>

Once on the site enter your username as provided and the password you created and click the log In button. Your username for the site is as follows:

Username: APerry2

Please note passwords are case sensitive!

We trust that your barcoded registration pass will make your College Fair experience a good one.