

# SCULPTURE

Course Syllabus 2018-2019

Alyssa Vallecorsa • Studio 115 • [avallecorsa.com](http://avallecorsa.com)

## WELCOME

Throughout the school year we will be exploring sculpture: a strong, practical branch of visual art focused the techniques and processes of three-dimensional art (in the round and relief). We will investigate sculptural techniques such as additive, subtractive, assemblage, and casting. Students will complete sculptural projects that show how the elements and principles of art can create a good design for a piece of art. They will also be exposed to art history and appreciation through videos, discussion, written assignments, including reflective writing, research papers, demonstrations, and critique sessions.

As with all art classes, students are able to succeed in Visual Arts I as long as they commit themselves to the art-making process. Everyone can create art. Because of the project-based nature of the class, students at all levels will be able to learn and create meaningful pieces to add to their portfolio. The Texas Essential Knowledge and Skills for Visual Arts are infused in the Sculpture curriculum, and will be met through the course.

## RESPECT AGREEMENT

Your desire to help me and fellow students, and your respect for our precious (and expensive) equipment and resources are important for the success of the class. We will work together as a class to develop our own respect agreement for classroom expectations. We must be prepared to learn from each other in order to put forth our best efforts for a successful class.

## TECHNOLOGY AND NETWORK ACCESS

FWISD provides students with access to computer equipment, software, and network services. These tools support learning, collaboration, and educational research related to the curriculum. All technology and network usage must be consistent with these purposes, the Acceptable Use Policy, and all provisions of law governing the actions of the user. Students are expected to use any technology equipment, software, and network services only for assignments/projects that are assigned by their classroom teachers. Some examples of inappropriate use include playing games or streaming video; installing, downloading, copying, or deleting files; and attempting to access or use anyone else's account or password. Consequences for violating the Acceptable Use Policy vary depending on the nature and seriousness of the violation.

Because FWISD students have access to laptop and desktop computers, cell phones/smartphones will be restricted from use in the classroom. Cell phones/smartphones will be turned in to the numbered holder at the instructor's desk as the beginning of class for attendance and can be retrieved at the end of class when instructed.

## COPYRIGHT

Work that makes use of photographs, published images, and or other artists/ works, must show creative development beyond duplication. This may be demonstrated through manipulation of formal qualities, design, and/or concept of the original work. It is unethical, constitutes plagiarism, and often violates copyright law to simply copy an image (even in another medium) that was created by someone else. Any works created through collaborating when not approved or to be in violation of this policy will not receive credit for the assignment.

## MATERIALS

We will be using a sketchbook for this class, and you must bring it to class EVERY day, along with your charged computer. Also, do not throw any of your sketches away; leave everything you do in your sketchbook. This sketchbook is where you will draw your ideas and inspirations for your projects, as well as complete weekly assignments given by me. This sketchbook is to be used only for this class, please keep it organized and neat.

We will be using cloud storage for our digital portfolio files. A secondary storing method for backing up files, such as a USB drive or external hard drive, is also highly recommended.

Board Policy permits replacement charges for Art materials that are lost or destroyed by a student. Please treat materials that are provided with respect and utilize materials for their intended purpose.

## FIGURE STUDIES

Often during the course sequence of all the visual art courses, the student will be working with visual materials such as famous art works, films of famous artists, charts and diagrams, slides, dvds, the Internet, and computer programs. This material may contain complete anatomical references, nude model poses and views of artists working from the nude in their studios, as well as scenes from modern films. The material may also mention and discuss the alternative lifestyles sometimes lived by famous artists, and may be expressed in language that might be considered offensive to some people. Current issues, as they relate to art and free expression, are also discussed in the art classes. If you have questions, please contact me at [alysa.vallecorsa@fwisd.org](mailto:alysa.vallecorsa@fwisd.org).

## TARDY POLICY

It is important to arrive to class on time each day. The classroom tardy log must be signed when entering the classroom after the tardy bell has sounded - for any reason.

1-2 Tardies = warning and communication to parent/guardian

3-5 Tardies = Lunch meeting in Art Room 115 (1PM), referral in R360 and communication to parent/guardian

6+ Tardies = Administrative referral

## GRADING

25% of your grade will come from "Practice Work". Practice work is all the work that you will do in class and at home to gain inspiration, do research, brainstorm ideas, practice techniques, explore concepts and ideas, and write about your art-making process. Some practice work will also be small assignments that have a due date, but most will be ongoing work that is unique to each individual.

50% of your grade will come from "Presentation Work". Presentation work is all the "major" projects that you do; the ones that you will present to the class during critiques. Artistic skills such as elements of art, principles of design, color theory, composition and framing, and in most assignments, and the ability to communicate conceptually will be evaluated in presentation-level work. Meaning and originality in the work is highly respected. There is always a self-evaluation component to every presentation-level project. And in addition to receiving a grade for the actual work, you will also be graded on your presentation and your ability to talk intelligently about your own and other's work during the critique

25% of your grade will be determined by your "Studio Performance," or participation. Each day you earn participation points by displaying professional behavior, the desire to learn and improve, a commitment working during studio time, for respect for our equipment and resources, and for leaving your space neat and organized at the end of the class.

All high school students are required to take a semester examination and/or complete a culminating activity in each course. The grade on the semester exam or culminating activity is worth 1/7 of the semester grade.

A senior student may be granted an exemption from taking the semester exam during the second semester (spring semester) if the student:

- Has maintained a grade of 85 or higher in the course for the spring semester
- Does not have more than one unexcused absence; and
- Has not been suspended or assigned to an alternative program during the school year; and
- Submits a form, signed by the parent, requesting the exemption.

A student can elect to take the semester exam even if the student qualifies for the exemption.

Excused absences or absences for school or District-sanctioned events will not be counted against a student.

## LATE WORK AND RE-GRADES

Because you will be presenting your work to the class during critiques, it is vital that you turn in your completed project at the beginning of class on the day that it is due.

Art is a process that can often take many revisions to perfect. You may redo an assignment/project or retake a test according to the following parameters:

- The student will be provided an opportunity for tutoring or re-teaching prior to retesting.
  - This may occur during class time, before or after school, or at another time agreed upon by the teacher and student.
  - A teacher may require the student to complete missed homework, test corrections, or other items as part of the re-teaching process.
- A student must redo the assignment or retake the test within five school days from the date the assignment or test was returned to the student.
- Any retests will be administered on the campus
- The grade the student receives on the redone assignments or retaken tests will be no higher than a 70
- Semester exams/projects that received a failing grade may not be retaken.

## STUDIO HOURS

Studio hours are available after school in Art Room 115 every Thursday after school at 3:30PM. Feel free to join me in the art room for extra studio time, assistance on your work, and/or late work or regrades.

I am looking forward to the work you create this year. You are going to learn to use tools and develop skills that will prepare you for academic and professional excellence moving forward, as well as enable you to make incredible, imaginative, fun, and useful works. It is going to be a great experience for all of us, so let's get started!

Alyssa Vallecorsa  
Visual Arts Instructor

# SCULPTURE

Course Syllabus 2018-2019

Alyssa Vallecorsa • Studio 115 • [avallecorsa.com](http://avallecorsa.com)

Both student and parent/guardian, please review the course syllabus and FWISD Expectations for Advanced Level Courses.

**Please return this form to Ms. Vallecorsa by next class.**



## Parents/Guardians,

A copy of the course syllabus and the FWISD Expectations for Advanced Level Courses is available to you on the course website at **[avallecorsa.com](http://avallecorsa.com)**. Please feel free to take a look at the site for class announcements, as well as updates on our class progress and work throughout the year, I can be contacted best through email at [alyssa.vallecorsa@fwisd.org](mailto:alyssa.vallecorsa@fwisd.org). Please provide your email or phone number below, whichever is your preferred mode of contact.





Thank you!

"He leído y entiendo el documento y las políticas del programa del curso y las expectativas del FWISD para los cursos de nivel avanzado".

## STUDENT

<hr/>	
 Student name (print)	Class + Period
<hr/>	
 Student signature	

## PARENT/GUARDIAN

My student carries a cell phone/smartphone device to school: <input type="checkbox"/> Yes <input type="checkbox"/> No	
<hr/>	
 Parent/Guardian name (print)	 Parent/Guardian email
<hr/>	
 Parent/Guardian signature	 Parent/Guardian phone
Your preferred contact method: <input type="checkbox"/> Email <input type="checkbox"/> Phone	

# SCULPTURE

Syllabus Course 2018-2019

Alyssa Vallecorsa • Studio 115 • [avallecorsa.com](http://avallecorsa.com)

Tanto el alumno como el padre / tutor, revise el programa del curso y las expectativas del FWISD para los cursos de nivel avanzado. Por favor devuelva este formulario a Ms. Vallecorsa para la próxima clase.



## Padre/Guardián,

Una copia del programa del curso y las Expectativas FWISD para Cursos de Nivel Avanzado está disponible para usted en el sitio web del curso en **avallecorsa.com**. Por favor, siéntase libre de echar un vistazo al sitio para los anuncios de clase, así como las actualizaciones sobre nuestro progreso de clase y el trabajo durante todo el año, me pueden contactar mejor a través de correo electrónico en [alyssa.vallecorsa@fwisd.org](mailto:alyssa.vallecorsa@fwisd.org). Proporcione su correo electrónico o número de teléfono a continuación, cualquiera que sea su modo de contacto preferido.





¡Gracias!

"He leído y entiendo el documento y las políticas del programa de cursos de arte de art y las expectativas del FWISD para los cursos de nivel avanzado".

## STUDENT

<hr/>	
 Nombre del estudiante	Clase + Período
<hr/>	
 Firma del alumno	

## PADRE/GUARDIÁN,

Mi estudiante lleva un teléfono celular a la escuela: <input type="checkbox"/> Yes <input type="checkbox"/> No	
<hr/>	
 Nombre del padre/guardián	 Email
<hr/>	
 Firma de los padres/guardián	 Teléfono
Contacto preferido: <input type="checkbox"/> Email <input type="checkbox"/> Teléfono	